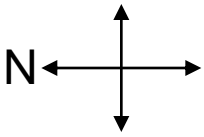



This is the standard configuration



Podium

Window



Closet 101 A

Exit

53'

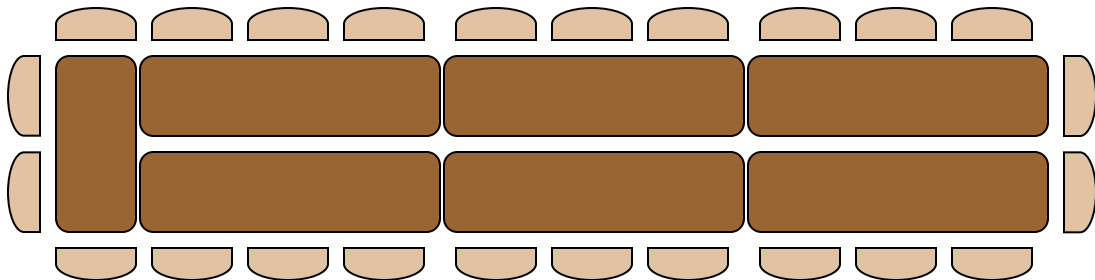
101 B

Closet 101 C

Exit

General seating (100 max 90 shown)

Auditorium East + West
Rooms 101+ 103



Conference style seating (24 max)

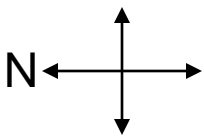
29.5'



Exit


Window

Exit



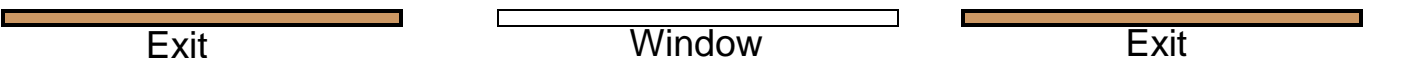
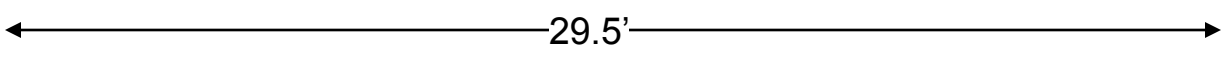
Podium

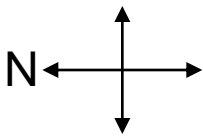
Window



Suggested general seating (135 max)


Auditorium East + West
Rooms 101+ 103





Podium

Window



35'

Auditorium East

Room 101

Suggested general seating (90 max)

Closet 101 A

Exit

101 B

Closet 101 C

Exit


18'

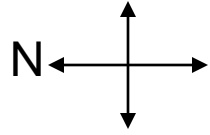
29.5'

Exit

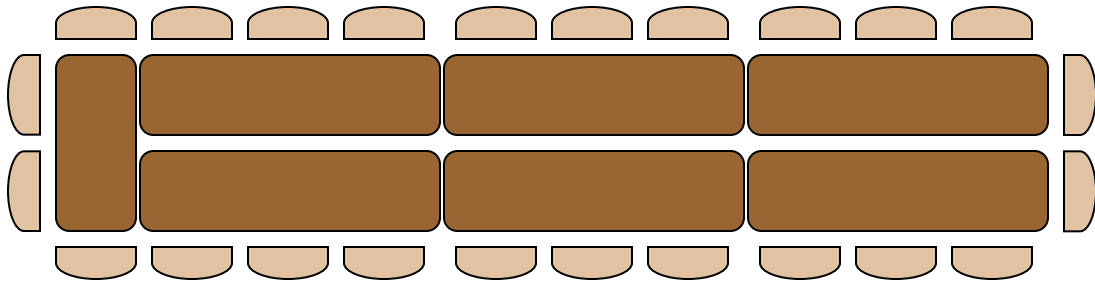
Window

Exit





← 29.5' →



Conference style seating (24 max)

Auditorium West

Room 103

↑ 18' ↓

Closet 101 A



Exit

101 B

Closet 101 C



Exit



Exit



Window



Exit

